

**Nagindas Khandwala College  
Empowered Autonomous**

**Gender Report  
(Academic Year 2025-2026)**

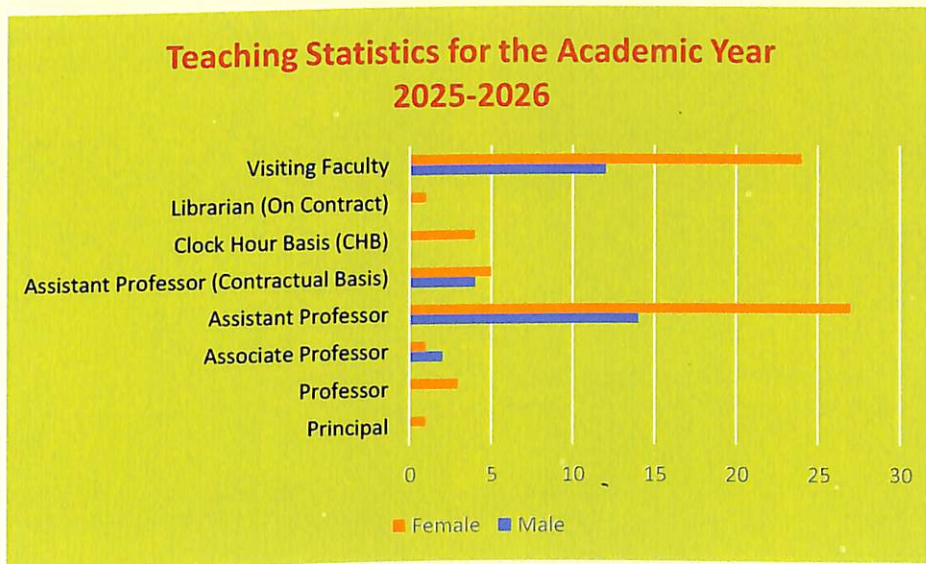
**GENDER EMPOWERMENT**

## GENDER AUDIT REPORT FOR THE ACADEMIC YEAR 2025-2026


### 1. STAFF RELATED GENDER DATA

- Teaching Staff

Teaching Statistics for the Academic Year 2025-2026			
FACULTY POSITION	Male	Female	Total
Principal	0	1	1
Professor	0	3	3
Associate Professor	2	1	3
Assistant Professor	14	27	41
Assistant Professor (Contractual Basis)	4	5	9
Clock Hour Basis (CHB)	0	4	4
Librarian (On Contract)	0	1	1
Visiting Faculty	12	24	36
<b>Total</b>	<b>32</b>	<b>66</b>	<b>98</b>



In the teaching faculty of the college the female majority is all too evident in all the faculty positions.

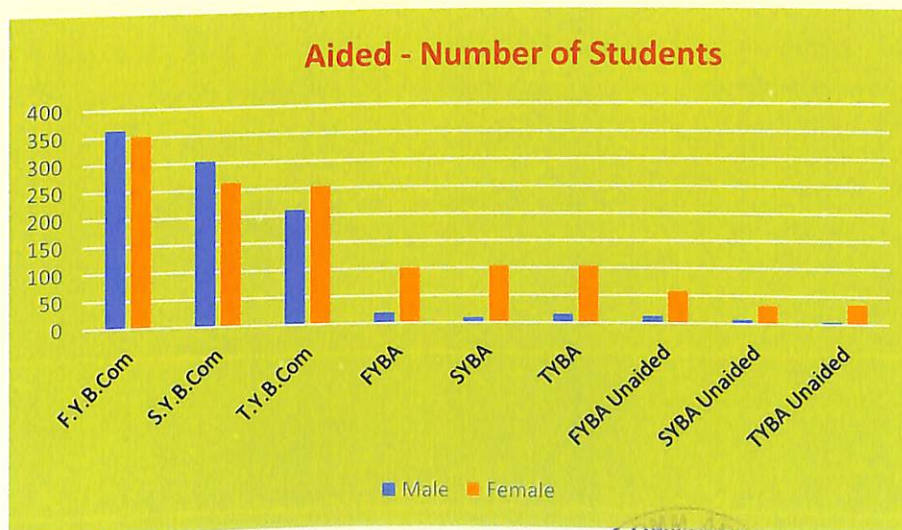


## 2. NUMBER OF STUDENTS OF DIFFERENT PROGRAMMES

2025-2026					
Sr.No	Name of the Programme	Male	Female	Total	
1	F.Y.B.Com	363	352	715	
	S.Y.B.Com	303	263	566	
	T.Y.B.Com	210	253	463	
2	FYBA	19	101	120	
	SYBA	9	104	113	
	TYBA	15	104	119	
	FYBA Unaided	12	58	70	
	SYBA Unaided	7	33	40	
	TYBA Unaided	4	36	40	
	<b>TOTAL AIDED</b>		<b>942</b>	<b>1304</b>	<b>2246</b>

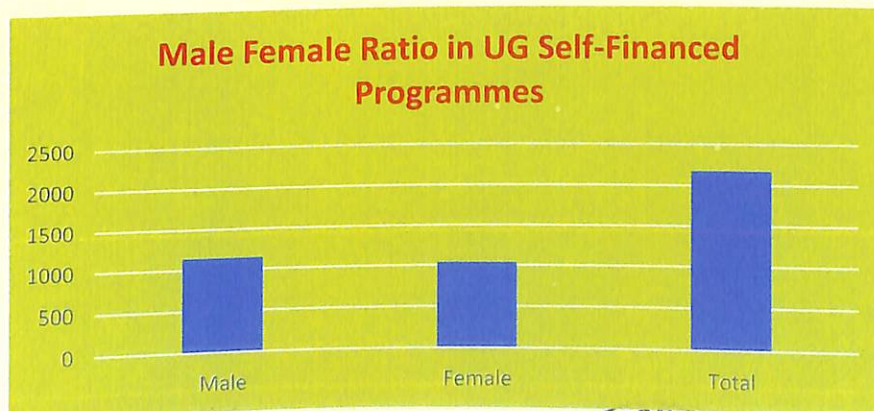
For the Academic Year 2025–2026, the institution has a total enrollment of 7,100 students against an approved intake capacity of 11,123, resulting in an overall enrollment ratio of 63.83%. The gender distribution is nearly balanced, with 3,542 male students and 3,558 female students, reflecting equitable representation. The Aided section has enrolled 2,246 students out of a capacity of 2,520, while the Unaided section has 2,173 students against 2,604 seats.

At the postgraduate level, 180 students are enrolled against an intake of 444, and the PhD program has 14 scholars against 31 seats. The Autonomous Undergraduate programs have 2,216 students enrolled out of 4,980 capacity, and Autonomous Postgraduate programs have 271 students against 544 seats. Overall, undergraduate programs account for the majority of enrollments, while postgraduate and doctoral programs show comparatively lower occupancy, indicating scope for improving admissions.



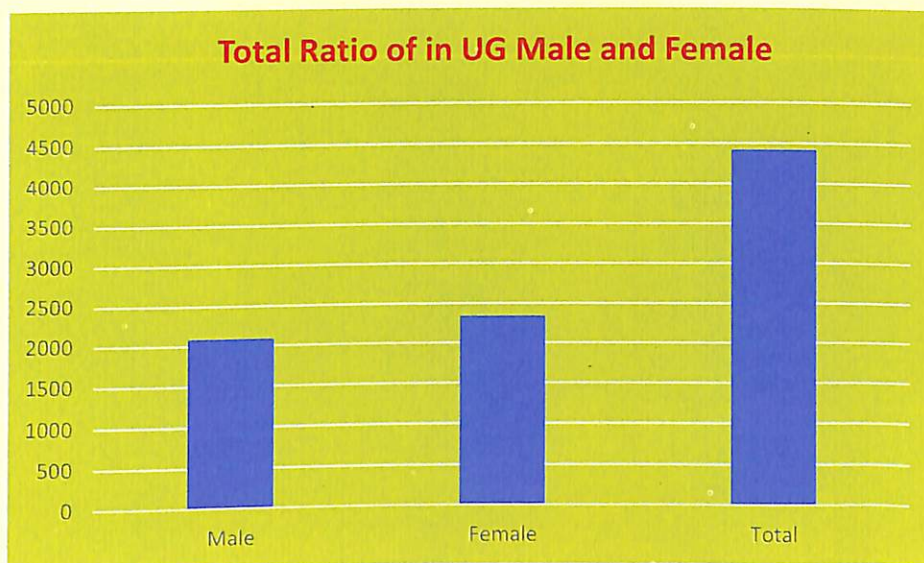
Number of Students (Self Finance)				
Sr.No	Name of the Programme	Male	Female	Total
1	FYBMS	139	80	219
	SYBMS	123	109	232
	TYBMS	90	99	189
2	FYBSC (IT)	60	49	109
	SYBSC (IT)	66	38	104
	TYBSC (IT)	70	57	127
3	FYBAF	56	84	140
	SYBAF	56	72	128
	TYBAF	54	53	107
4	FYBCOM(B&I)	21	29	50
	SYBCOM(B&I)	19	25	44
	TYBCOM(B&I)	9	23	32
5	FYBAMMC	21	44	65
	SYBAMMC	22	43	65
	TYBAMMC	12	37	49
6	FYBSC(CS)	76	41	117
	SYBSC(CS)	66	37	103
	TYBSC(CS)	66	27	93
7	FYBFM	38	30	68
	SYBFM	41	34	75
	TYBFM	35	22	57
<b>Total UNAIDED (SF)</b>		<b>1140</b>	<b>1033</b>	<b>2173</b>

The self-financed section has a total of 2,173 students, with males (1,140) slightly outnumbering females (1,033), indicating a relatively balanced gender distribution. Among the programmes, SYBMS records the highest enrollment (232), followed closely by FYBMS (219), showing strong demand in management studies. Courses like FYBAF and SYBAF also have notable female dominance, reflecting higher female participation in finance-related programmes. In contrast, programmes such as BSc (CS) and BFM show comparatively lower female representation, highlighting variations in gender preference across different streams.



### Total UG Composition


Different Programmes shows both males and females at par –with males a close 48% behind 52% females.

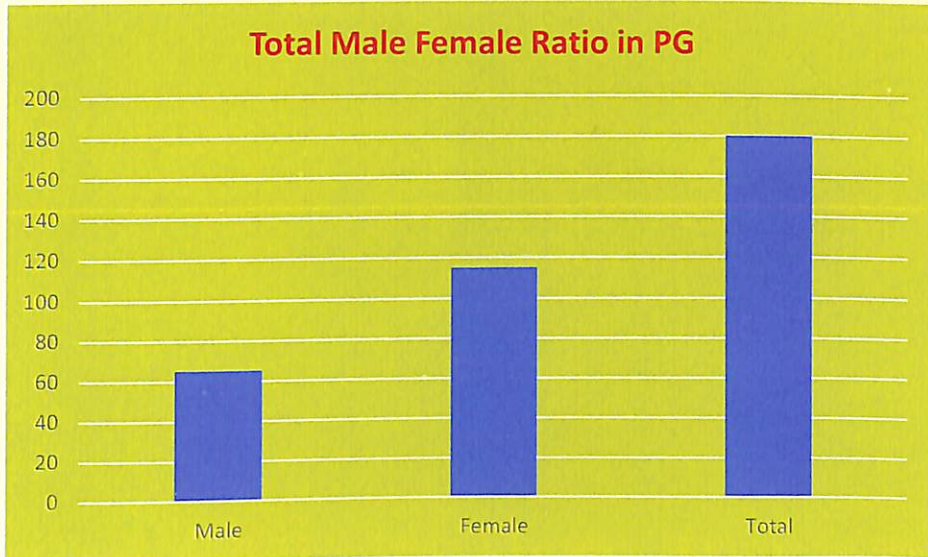


### 3. PG and Ph.D

	Name of the Programme	Male	Female	Total
1	M.Com (Accountancy)- I	5	12	17
	M.Com (Accountancy)- II	10	20	30
2	M.Com (Management)- I	2	11	13
	M.Com (Management)- II	9	6	15
3	M.A (Economics) - I	3	17	20
	M.A (Economics) - II	5	20	25
4	M.A (Geography) - I	0	11	11
	M.A (Geography) - II	0	7	7
5	M.SC (I.T)- I	16	5	21
	M.SC (IT)- II	15	6	21
<b>Total PG</b>		<b>65</b>	<b>115</b>	<b>180</b>

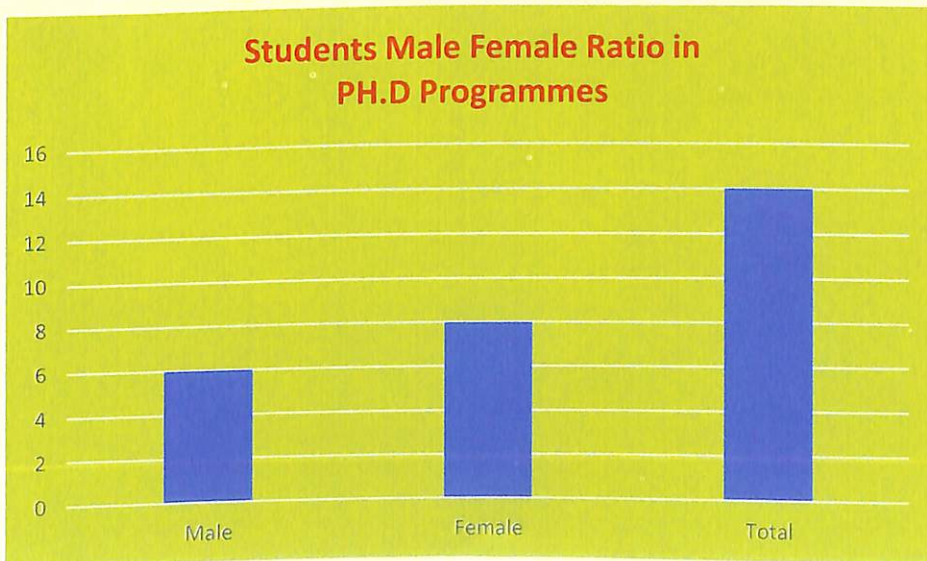
The postgraduate section has a total of 180 students, with females (115) clearly outnumbering males (65), indicating a strong female majority overall. M.Com (Accountancy) and M.A (Economics) have the highest enrollments, suggesting these are the most preferred PG programmes among students. Most courses, particularly M.A (Geography) and M.A (Economics), show a significant female dominance, with some classes having no male students at all. However, M.Sc. (IT) stands out with a strong male majority, reflecting a contrasting gender preference in the technology stream.






Sr.No	Name of the Programme	Male	Female	Total
1	Ph.D. In Business Management	4	4	8
2	Ph.D. In Banking and Finance	1	3	4
3	Ph.D. In Geography	1	1	2
<b>Total PH.D</b>		<b>6</b>	<b>8</b>	<b>14</b>

The Ph.D. section has a total of 14 scholars, with females (8) slightly outnumbering males (6), indicating a modest female majority. Ph.D. in Business Management has the highest enrollment (8) with equal gender representation, while the other programmes have smaller intakes with slight female dominance overall.



#### 4. AUTONOMOUS – UG

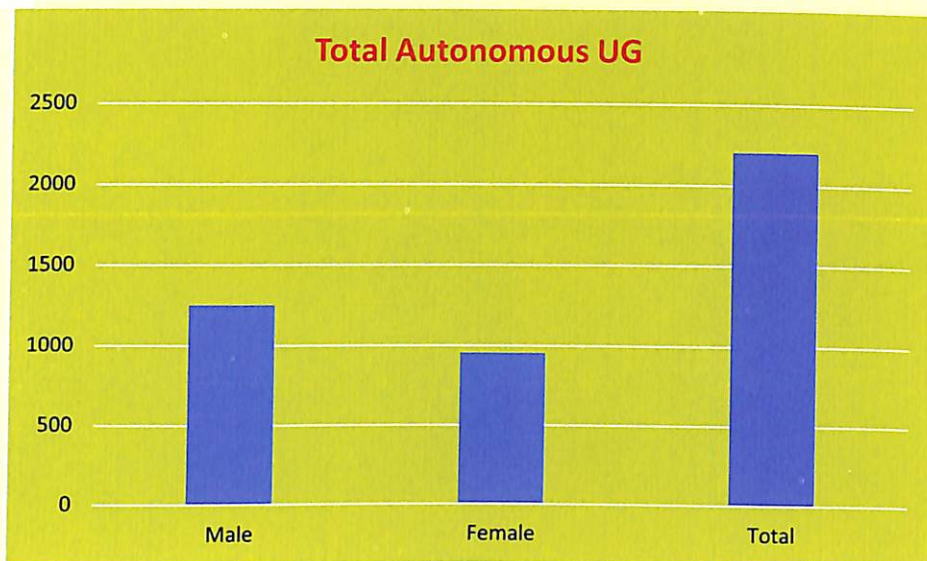
Sr.No	Name of the Programme	Male	Female	Total
1	Bachelor of Sports Management	55	10	65
	Bachelor of Sports Management	61	15	76
	T.Y. BBA in Sports Management	43	10	53
2	F.Y BA in Apparel Design and Construction	0	0	0
	S.Y BA in Apparel Design and Construction	0	7	7
	T.Y BA in Apparel Design and Construction	2	11	13
3	F.Y.BCOM in International Accounting	0	0	0
	S.Y.BCOM in International Accounting	10	13	23
	T.Y.BCOM in International Accounting	8	12	20
4	F.Y.BSC (Honours) Integrative Nutrition & Dietetics	3	23	26
	S.Y.BSC in Integrative Nutrition & Dietetics	5	32	37
	T.Y.BSC in Integrative Nutrition & Dietetics	4	41	45
5	F.Y.BSC (Honours) in Interior Design	24	28	52
	S.Y.BSC in Interior Design	27	26	53
	T.Y.BSC in Interior Design	18	29	47
6	F.Y. Bachelor of Tourism and Travel Management	7	16	23
	S.Y. Bachelor of Tourism and Travel Management	10	5	15
	T.Y.B.B.A in Tourism and Travel Management	10	9	19
7	F.Y.Bachelor of Commerce (E-Commerce)	9	4	13
	S.Y.Bachelor of Commerce (E-Commerce)	9	2	11
	T.Y.Bachelor of Management Studies (E-Commerce)	10	8	18
8	F.Y.B.B.A (Honours) in Business Administration	55	38	93
	S.Y.B.B.A in Business Administration	58	65	123
	T.Y.B.B.A in Business Administration	82	57	139
9	F.Y.B.B.A (Honours) in Marketing Management	19	22	41
	S.Y.B.B.A in Marketing Management	45	29	74
	T.Y.B.B.A in Marketing Management	65	25	90
10	F.Y.BSC Computer Science-in (Artificial Intelligence & Machine Learning)	49	13	62
	S.Y.BSC Computer Science-in (Artificial Intelligence & Machine Learning)	28	12	40
	T.Y.BSC Computer Science-in (Artificial Intelligence & Machine Learning)	44	13	57
11	F.Y.BSC Computer Science in (Cloud Technology and Information Security)	15	8	23
	S.Y.BSC Computer Science in (Cloud Technology and Information Security)	15	7	22



	T.Y.BSC Computer Science in (Cloud Technology and Information Security)	12	6	18
12	F.Y.B.B.A (Honours) in Professional Accountancy and Financial Management	45	33	78
	S.Y. B.B.A in Professional Accountancy and Financial Management	46	26	72
	T.Y. B.B.A in Professional Accountancy and Financial Management	36	39	75
13	F.Y.B.B.A (Honours) in Entrepreneurship	39	3	42
	S.Y. B.B.A in Entrepreneurship	37	14	51
	T.Y.B.B.A in Entrepreneurship	43	6	49
14	F.Y.Bachelor of Science (Geoinformatics)	6	11	17
	S.Y.Bachelor of Science (Geoinformatics)	7	1	8
	T.Y.Bachelor of Science (Geoinformatics)	4	1	5
16	F.Y.Bachelor of Science (Psychology)	6	59	65
	S.Y.Bachelor of Science (Psychology)	2	36	38
	T.Y.Bachelor of Science (Psychology)	0	19	19
17	F.Y.Bachelor of Commerce (Digital Business )	33	26	59
	S.Y.Bachelor of Commerce (Digital Business )	22	15	37
18	F.Y.B.Sc. Finance and Analytics	27	21	48
	S.Y.B.Sc. Finance and Analytics	12	8	20
19	FY Bachelor of Commerce in (Business Administration)	22	12	34
	SY Bachelor of Commerce in (Business Administration)	10	8	18
20	FY Bachelor of Commerce in Business Administration (Entrepreneurship)	17	2	19
	SY Bachelor of Commerce in Business Administration (Entrepreneurship)	10	2	12
21	FY Bachelor of Commerce in Business Administration (Marketing Management)	10	4	14
	SY Bachelor of Commerce in Business Administration (Marketing Management)	8	3	11
22	FY Bachelor of Commerce in Business Administration (Professional Accountancy and Financial Management)	5	4	9
	SY Bachelor of Commerce in Business Administration (Professional Accountancy and Financial Management)	2	4	6
	<b>Total Autonomous UG</b>	<b>1251</b>	<b>953</b>	<b>2204</b>

The Autonomous UG section has a total of 2,204 students, with males (1,251) significantly outnumbering females (953), indicating a male-dominated enrollment. This shows a noticeable gender gap at the undergraduate level in the autonomous stream.

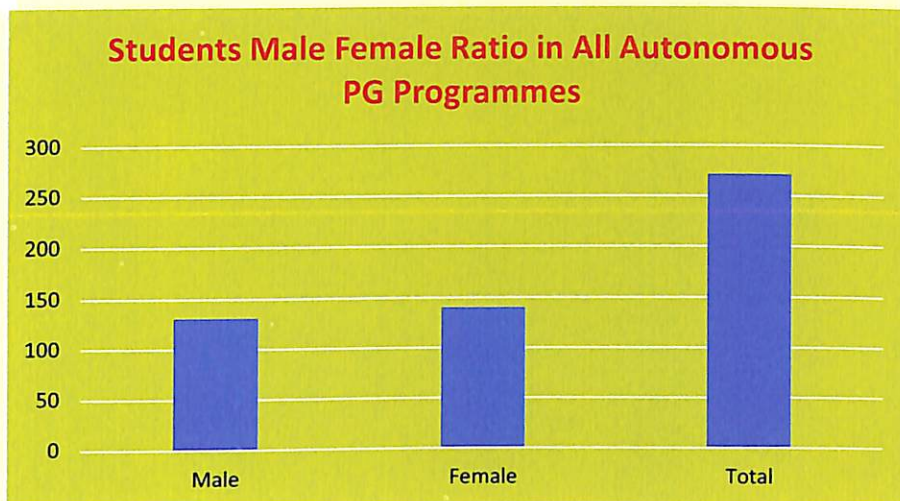




## 5. AUTONOMOUS – PG

Sr.No	Name of the Programme	Male	Female	Total
1	Master of Sports Management - Part - I	25	7	32
	Master of Sports Management - Part - II	50	15	65
2	Master of Arts - Psychology (Industrial Psychology) - Part I	2	8	10
	Master of Arts - Psychology (Industrial Psychology) - Part II	0	11	11
3	Master of Arts - Psychology (Child Psychology) - Part I	0	10	10
	Master of Arts - Psychology (Child Psychology) - Part II	1	11	12
4	M.A. Clinical Psychology	2	18	20
5	Master of Science in Geoinformatics- Part I	3	5	8
	Master of Science in Geoinformatics- Part II	0	5	5
6	M.SC (Computer Science)- Part I	8	3	11
	M.SC (Computer Science)- Part II	10	1	11
7	M.SC (Computer Science) Specialization in Cybersecurity - Part I	10	5	15
	M.SC (Computer Science) Specialization in Cybersecurity - Part II	5	2	7
8	M.SC In (Interior Design) - Part I	2	1	3
	M.SC In (Interior Design) Part II	2	5	7
9	Master of Tourism and Travel Management - Part I	1	3	4
	Master of Tourism and Travel Management - Part II	5	1	6
10	M.Sc. . In Integrative Nutrition & Dietetics - Part I	4	18	22
	M.Sc. . In Integrative Nutrition & Dietetics - Part II	1	11	12
<b>Total Autonomous PG</b>		<b>131</b>	<b>140</b>	<b>271</b>





## 6. PhD RESEARCH RELATED GENDER DATA

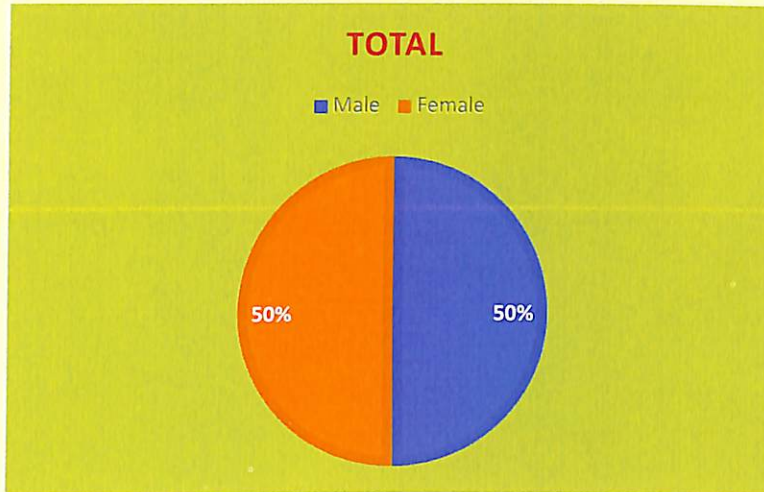
PhD Guides in Different Specialisation		
Banking and Finance	Male	0
	Female	1
Management	Male	0
	Female	2
Geography	Male	0
	Female	1

We are proud to state that our Ph.D. guides consist entirely of female faculty members, which stands as a significant institutional strength. This presents an interesting academic perspective, as across all three disciplines—Banking & Finance, Management, and Geography—there are no male research guides.

## 7. TOTAL GENDER DATA

Section	Male	Female	Total
Aided	942	1304	2246
Unaided	1140	1033	2173
PG	65	115	180
PhD	6	8	14
Autonomous UG	1258	958	2216
Autonomous PG	131	140	271
<b>Total</b>	<b>3542</b>	<b>3558</b>	<b>7100</b>






In the total ratio there are **3558** females pursuing education in all classes as compared to **3542** males.

## 8. NUMBER OF STUDENTS OF DIFFERENT PROGRAMMES

### 1 • YOGA FIESTA 2025

The International Yoga Day was celebrated on 21st June, 2025 with great eagerness and enthusiasm at the auditorium of Nagindas Khandwala College. The yoga training was conducted under the guidance and instruction of yoga guru Mr. Fenil purohit. With active participation of 24 faculty members and 52 students, the yoga fiesta event was an enormous success. Yoga Guru Mr. Fenil purohit made the students realize the importance of yoga in mental, physical and intellectual health. The celebration was started with some basic yogasanas concluded with some breathing techniques. The students were encouraged to practice regular yoga to remain fit as they showcased a very energetic and spirited performance.



## 2. PERSONAL HYGIENE 2025

An event on Personal Hygiene and Personality Development was organized in the college for the students. The event was conducted by Women Development Cell in collaboration with National Service Scheme Unit B-28 on 11<sup>th</sup> August, 2025 in our college. This session was exclusively for girls, providing insights into personal hygiene and strategies for holistic development.



## 3. ANEMIA AWARENESS CAMP

An Anemia Awareness Camp was organized to create awareness about anemia, its causes, symptoms, prevention, and the importance of proper nutrition and regular health check-ups among students



#### 4. BUILDING FINANCIAL AWARENESS FOR THE SUPERWOMAN IN YOU

An Investor AWARENESS Programme (IAP) titled “Building Financial Awareness for the Superwoman in you” was organized to enhance financial literacy among woman students. The session focused on the importance of early financial planning, informed decision-making, investing for long-term goals, and building financial confidence and independence.




#### 5. INDUSTRIAL VISIT TO MONTERIA VILLAGE

WDC volunteer organised a trip to Monteria villahge for our colege students. It received an overwhelming response with around 200 students benefiting from the trip



## 6. UDAAN 2026

The WDC volunteers helped in the organization of UDAAN, the Department of Lifelong Learning and Extension (DLLE), University of Mumbai intercollegiate festival. This year, the Udaan Fest was held on 12th February, 2026 and was organized by Nagindas Khandwala College (Empowered Autonomous). 375 students from 24 colleges from across Mumbai participated in this event. It was a remarkable occasion that showcased the talent and commitment of young individuals toward pressing social issues.



## 7. WOMEN'S SYMPOSIUM 2026: VOICES OF EMPOWERED WOMEN

The Women's Symposium 2026, titled "Voices of Empowered Women," was organized by the Women Development & Empowerment Cell of Thakur College in collaboration with the University of Mumbai. The event aimed to promote gender sensitivity, women's empowerment, and social awareness through activities like the screening of the award-winning Gujarati film "Hellaro" and a panel discussion. It also featured a community engagement initiative showcasing products from Self-Help Groups to encourage women entrepreneurship



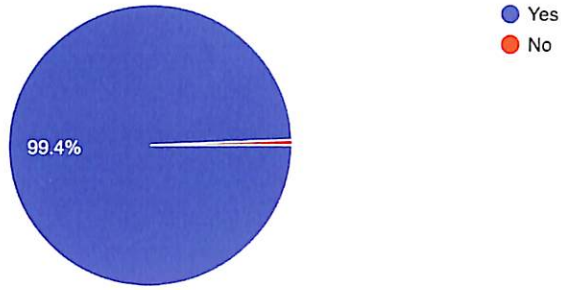
## 8. Training program on POSH (Prevention of Sexual Harassment)

A one-day training program was conducted by Tech Trainers and Testers, Pune, on February 28, 2026, covering important topics including POSH (Prevention of Sexual Harassment) in line with UGC guidelines. Ms. Vaishnavi Vadia actively participated in the session and successfully completed the training. The program aimed to enhance professional awareness, especially regarding workplace safety, along with overall skill development

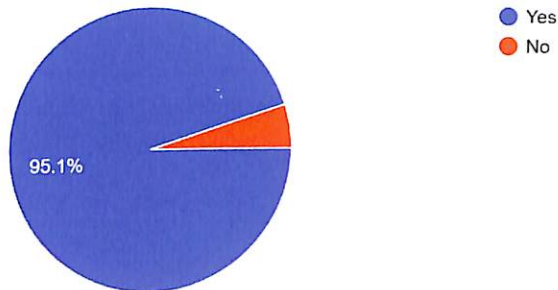


## 9. FEEDBACK FORMS FROM FEMALE STUDENTS


Does the institute provide equal opportunities to learn for both Male and Female students?  
507 responses

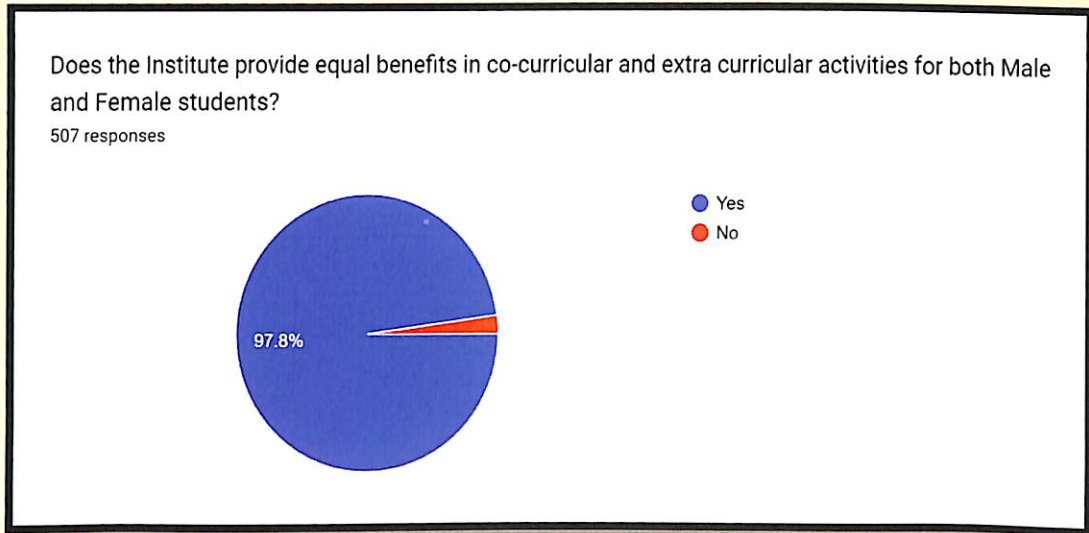


Does the Institute provide fair and equal scope in sports for both Male and Female students?  
507 responses



Is the college campus safe for Female students?  
507 responses





**Observations:**

Out of 507 female respondents, 99.4% of students agreed that the institute provides equal opportunities to learn for both male and female students. Similarly, 95.1% of them were of the opinion that the institute provides fair and equal scope in sports for both male and female students. A majority of the female students (97.8%) agreed that the institute provides equal benefits in other co-curricular and extra-curricular activities for both male and female students. 80.7 % were satisfied with the infrastructure for female students in the institute. Also, almost 98 % of them felt that the campus was safe for female students. Overall, a vast majority of the female students were satisfied with the equal opportunities available to them in the institute vis-à-vis the male students. 94 % of female students were satisfied with the overall feedback.

**10. Suggestions received from female students and actions taken:**

Sr. No.	Suggestion	Action taken
1	<b>Cleanliness of Washrooms</b> – Improvement is needed for the cleanliness of the washrooms.	The suggestion is forwarded to the housekeeping staff.
2	<b>Non-functional Sanitary Pad Machine</b> – The sanitary pad machine is not working properly in some washrooms.	The suggestion is forwarded to the concerned authority.




**COMPOSITION OF WDC, WSC AND ICC WOMEN STUDY CENTRE**

**WOMEN DEVELOPMENT CELL (W.D.C.) / WOMEN STUDY CENTRE /**

**EQUAL OPPORTUNITY CELL:-**

<b>Prof. Dr. Kavita G. Kalkoti</b>	<b>- Convener</b>
<b>Dr. Swapna Joshi</b>	<b>Member (Teaching Staff)</b>
<b>Dr. Vivek Chaubey</b>	<b>Member (Teaching Staff)</b>
<b>Ms Kavita Rana</b>	<b>Member (Teaching Staff)</b>
<b>Mr. Brian Cutinho</b>	<b>Member (Teaching Staff)</b>
<b>Ms Vaishnavi Vadia</b>	<b>Member (Teaching Staff)</b>
<b>Mrs Swati Bapardekar</b>	<b>Member (Non-Teaching)</b>
<b>Ms Rutuja Surve</b>	<b>Member (Non-Teaching)</b>
<b>Ms Mangala Marathe</b>	<b>Member from NGO</b>



## SUMMARY

The Gender Audit Report of Nagindas Khandwala College for 2025–2026 highlights a nearly equal gender distribution among students, with a slight female majority overall. Female representation is particularly strong in teaching staff and postgraduate programs, while certain technical and autonomous undergraduate courses show male dominance. The college has achieved a 63.83% enrollment rate, with undergraduate programs contributing the majority of students and scope for improving postgraduate admissions. Various initiatives such as awareness programs, health camps, and empowerment events demonstrate the institution’s commitment to gender equality and student well-being. Feedback from female students indicates high satisfaction levels regarding equal opportunities, safety, and overall campus environment.

### Name and Signature of Members:

**Prof. Dr. Moushumi Datta**  
Director & Principal



**Dr. Vinita Pimpale**  
Chairperson



**Prof. Dr. Mona Mehta**  
Vice Principal & IQAC Coordinator



**Prof. Dr. Harmeet Kaur Bhasin**  
Member




15/04/2026

**Dr. Preeti Tripathi**  
Vice Principal



**Dr. Sadhana Venkatesh**  
Member



**Prof. Dr. Kavita Kalkoti**  
Coordinator, Women  
Development Cell

